

NIKOMAX Essential Patch cords («ES» series) are made from stranded cables, terminated with connectors such as RJ45 /8P8C compliant with T568B standard. Patch cord connectors are protected by boot cover, which significantly increases service life of a patch cord with latch protection.

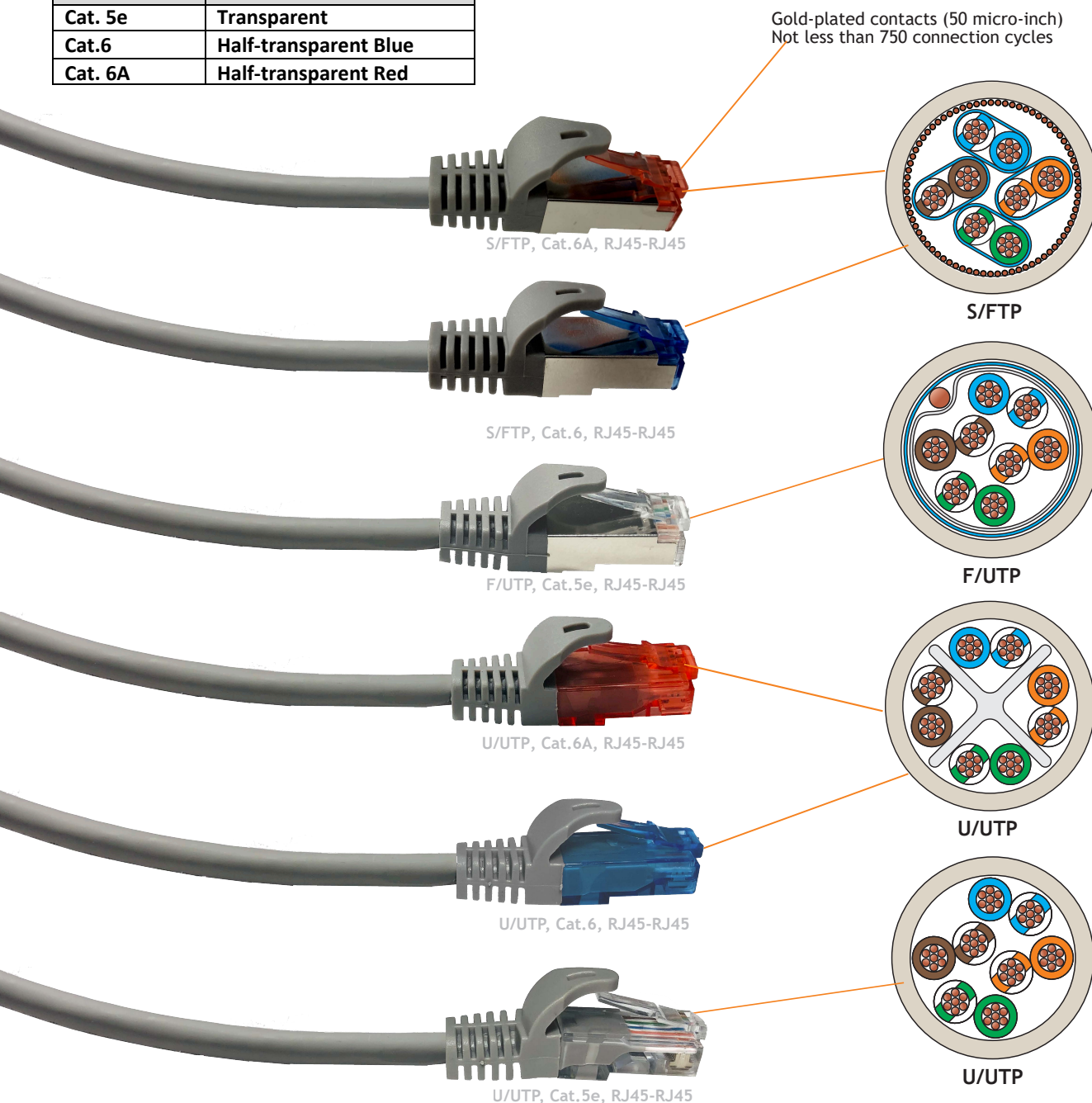
Patch cords are used in any cable system and are designed for the connection of communication lines with active network equipments, and also for connecting of computers in the workplace to the network device. They provide high connection reliability and allow to quickly change to any connection needs.

- ✓ Connectors with gold plated (50 micro-inch)
- ✓ Fluke Tested
- ✓ RoHS & REACH Compliant

Each Category of Patch cords are indicated in different color of plug.

*P/S: The following table is the color of plug corresponding to each category*

Type	The color of plug
Cat. 5e	Transparent
Cat.6	Half-transparent Blue
Cat. 6A	Half-transparent Red




The manufacturer reserves the right to change the appearance and characteristics of the product, without reducing its consumer properties

**NIKOMAX Essential Patch Cords Preview**




**NMC-PC4SA55B-ES-XXX-C-GY**  
S/FTP, Cat.6A, RJ45-RJ45, LSZH



**NMC-PC4UA55B-ES-XXX-C-GY**  
U/UTP, Cat.6A, RJ45-RJ45, LSZH



**NMC-PC4SE55B-ES-XXX-C-GY**  
S/FTP, Cat.6, RJ45-RJ45, LSZH



**NMC-PC4UE55B-ES-XXX-C-GY**  
U/UTP, Cat.6, RJ45-RJ45, LSZH



**NMC-PC4SD55B-ES-XXX-C-GY**  
F/UTP, Cat.5e, RJ45-RJ45, LSZH



**NMC-PC4UD55B-ES-XXX-C-GY**  
U/UTP, Cat.5e, RJ45-RJ45, LSZH

**Legend:**

**XXX** – Length (005 – 0.5 m, 010 – 1 m...)

The manufacturer reserves the right to change the appearance and characteristics of the product, without reducing its consumer properties

### Technical Specification for LSZH shielded Patch Cords

Part number	NMC-PC4SD55B-ES-XXX-C-GY	NMC-PC4SE55B-ES-XXX-C-GY	NMC-PC4SA55B-ES-XXX-C-GY
Type of connector	2xRJ45/8P8C		
Plating	Gold (50 micro-inch)		
Wiremap	T568B on both end		
Protective cap	Latch protector		
Category	5e	6	6A
Bandwidth (MHz)	100 MHz	250 MHz	500 MHz
Type	Shielded		
Type of cable	F/UTP	S/FTP	
Number of pairs	4		
Type of conductor	Stranded		
Diameter of wire (mm)	26 AWG (7 x 0.15 mm)		
Material of outer jacket	LSZH		
Jacket color	Grey (RAL7036)		
Compliance	ISO/IEC 11801, EN 50173 & ANSI/TIA-568-C.2, ROHS, REACH		
Application	10BASE-T, 100BASE-TX, 100BASE-T4, 1000BASE-T, 10GBASE-T (For Cat.6A & 6), ATM-25, ATM-51, ATM-155, 100VG-AnyLan, TR-4, TR-16 Active, TR-16 Passive		
Temperature range	Storage -20 to +60°C, Installation from 0 to +50°C, Operating from -20 to + 50°C		
Max Channel length	L ≤ 5m: L + 80m + L 5m < L ≤ 15m: L + 80m + 0.5m		
Warranty	1 Year		
Packaging	Plastic Bag		

### Technical Specification for LSZH unshielded Patch Cords

Part number	NMC-PC4UA55B-ES-XXX-C-GY	NMC-PC4UE55B-ES-XXX-C-GY	NMC-PC4UD55B-ES-XXX-C-GY
Type of connector	2xRJ45/8P8C		
Plating	Gold (50 micro-inch)		
Wiremap	T568B on both end		
Protective cap	Latch protector		
Category	6A	6	5e
Bandwidth (MHz)	500 MHz	250 MHz	100 MHz
Type	Unshielded		
Type of cable	U/UTP		
Number of pairs	4		
Type of conductor	Stranded		
Diameter of wire (mm)	25 AWG (7 x 0.175 mm)		
Material of outer jacket	LSZH		
Jacket color	Grey (RAL7036)		
Compliance	ISO/IEC 11801, EN 50173 & ANSI/TIA-568-C.2, ROHS, REACH		
Application	10BASE-T, 100BASE-TX, 100BASE-T4, 1000BASE-T, 10GBASE-T (For Cat.6A & 6), ATM-25, ATM-51, ATM-155, 100VG-AnyLan, TR-4, TR-16 Active, TR-16 Passive		
Temperature range	Storage -20 to +60°C, Installation from 0 to +50°C, Operating from -20 to + 50°C		
Max Channel length	L ≤ 5m: L + 80m + L 5m < L ≤ 15m: L + 80m + 0.5m		
Warranty	1 Year		
Packaging	Plastic Bag		

The manufacturer reserves the right to change the appearance and characteristics of the product, without reducing its consumer properties

### Ordering Table for LSZH shielded Patch Cords

Part Number	Type	Cat.	Length, m	Individual package		Collective package			Freight package		
				Volume, m <sup>3</sup>	Weight, kg	Q'ty	Volume, m <sup>3</sup>	Weight, kg	Q'ty	Dimension, mm	Weight, kg
NMC-PC4SA55B-ES-003-C-GY	S/FTP	6A	0.3	-	-	10 pcs.	-	-	240 pcs.	356x250x240	6.0
NMC-PC4SA55B-ES-005-C-GY	S/FTP	6A	0.5	-	-	10 pcs.	-	-	190 pcs.	356x250x240	6.1
NMC-PC4SA55B-ES-010-C-GY	S/FTP	6A	1.0	-	-	10 pcs.	-	-	140 pcs.	356x250x240	5.3
NMC-PC4SA55B-ES-015-C-GY	S/FTP	6A	1.5	-	-	10 pcs.	-	-	90 pcs.	356x250x240	6.2
NMC-PC4SA55B-ES-020-C-GY	S/FTP	6A	2.0	-	-	10 pcs.	-	-	70 pcs.	356x250x240	5.2
NMC-PC4SA55B-ES-030-C-GY	S/FTP	6A	3.0	-	-	10 pcs.	-	-	40 pcs.	356x250x240	5.1
NMC-PC4SA55B-ES-050-C-GY	S/FTP	6A	5.0	-	-	10 pcs.	-	-	30 pcs.	356x250x240	6.0
NMC-PC4SE55B-ES-003-C-GY	S/FTP	6	0.3	-	-	10 pcs.	-	-	240 pcs.	356x250x240	6.0
NMC-PC4SE55B-ES-005-C-GY	S/FTP	6	0.5	-	-	10 pcs.	-	-	190 pcs.	356x250x240	6.1
NMC-PC4SE55B-ES-010-C-GY	S/FTP	6	1.0	-	-	10 pcs.	-	-	140 pcs.	356x250x240	5.3
NMC-PC4SE55B-ES-015-C-GY	S/FTP	6	1.5	-	-	10 pcs.	-	-	90 pcs.	356x250x240	6.2
NMC-PC4SE55B-ES-020-C-GY	S/FTP	6	2.0	-	-	10 pcs.	-	-	70 pcs.	356x250x240	5.2
NMC-PC4SE55B-ES-030-C-GY	S/FTP	6	3.0	-	-	10 pcs.	-	-	40 pcs.	356x250x240	5.1
NMC-PC4SE55B-ES-050-C-GY	S/FTP	6	5.0	-	-	10 pcs.	-	-	30 pcs.	356x250x240	6.0
NMC-PC4SD55B-ES-003-C-GY	F/UTP	5e	0.3	-	-	10 pcs.	-	-	240 pcs.	356x250x240	5.5
NMC-PC4SD55B-ES-005-C-GY	F/UTP	5e	0.5	-	-	10 pcs.	-	-	190 pcs.	356x250x240	5.3
NMC-PC4SD55B-ES-010-C-GY	F/UTP	5e	1.0	-	-	10 pcs.	-	-	140 pcs.	356x250x240	6.0
NMC-PC4SD55B-ES-015-C-GY	F/UTP	5e	1.5	-	-	10 pcs.	-	-	90 pcs.	356x250x240	5.1
NMC-PC4SD55B-ES-020-C-GY	F/UTP	5e	2.0	-	-	10 pcs.	-	-	80 pcs.	356x250x240	5.5
NMC-PC4SD55B-ES-030-C-GY	F/UTP	5e	3.0	-	-	10 pcs.	-	-	60 pcs.	356x250x240	6.0
NMC-PC4SD55B-ES-050-C-GY	F/UTP	5e	5.0	-	-	10 pcs.	-	-	40 pcs.	356x250x240	6.0

### Ordering Table for LSZH unshielded Patch Cords

Part Number	Type	Cat.	Length, m	Individual package		Collective package			Freight package		
				Volume, m <sup>3</sup>	Weight, kg	Q'ty	Volume, m <sup>3</sup>	Weight, kg	Q'ty	Dimension, mm	Weight, kg
NMC-PC4UA55B-ES-003-C-GY	U/UTP	6A	0.3	-	-	10 pcs.	-	-	240 pcs.	356x250x240	5.5
NMC-PC4UA55B-ES-005-C-GY	U/UTP	6A	0.5	-	-	10 pcs.	-	-	190 pcs.	356x250x240	5.6
NMC-PC4UA55B-ES-010-C-GY	U/UTP	6A	1.0	-	-	10 pcs.	-	-	140 pcs.	356x250x240	6.7
NMC-PC4UA55B-ES-015-C-GY	U/UTP	6A	1.5	-	-	10 pcs.	-	-	90 pcs.	356x250x240	5.9
NMC-PC4UA55B-ES-020-C-GY	U/UTP	6A	2.0	-	-	10 pcs.	-	-	80 pcs.	356x250x240	6.5
NMC-PC4UA55B-ES-030-C-GY	U/UTP	6A	3.0	-	-	10 pcs.	-	-	60 pcs.	356x250x240	7.1
NMC-PC4UA55B-ES-050-C-GY	U/UTP	6A	5.0	-	-	10 pcs.	-	-	40 pcs.	356x250x240	7.4
NMC-PC4UE55B-ES-003-C-GY	U/UTP	6	0.3	-	-	10 pcs.	-	-	240 pcs.	356x250x240	5.5
NMC-PC4UE55B-ES-005-C-GY	U/UTP	6	0.5	-	-	10 pcs.	-	-	190 pcs.	356x250x240	5.7
NMC-PC4UE55B-ES-010-C-GY	U/UTP	6	1.0	-	-	10 pcs.	-	-	140 pcs.	356x250x240	6.7
NMC-PC4UE55B-ES-015-C-GY	U/UTP	6	1.5	-	-	10 pcs.	-	-	90 pcs.	356x250x240	5.9
NMC-PC4UE55B-ES-020-C-GY	U/UTP	6	2.0	-	-	10 pcs.	-	-	80 pcs.	356x250x240	6.5
NMC-PC4UE55B-ES-030-C-GY	U/UTP	6	3.0	-	-	10 pcs.	-	-	60 pcs.	356x250x240	7.1
NMC-PC4UE55B-ES-050-C-GY	U/UTP	6	5.0	-	-	10 pcs.	-	-	40 pcs.	356x250x240	7.4
NMC-PC4UD55B-ES-003-C-GY	U/UTP	5e	0.3	-	-	10 pcs.	-	-	240 pcs.	356x250x240	5.3
NMC-PC4UD55B-ES-005-C-GY	U/UTP	5e	0.5	-	-	10 pcs.	-	-	190 pcs.	356x250x240	5.2
NMC-PC4UD55B-ES-010-C-GY	U/UTP	5e	1.0	-	-	10 pcs.	-	-	140 pcs.	356x250x240	6.0
NMC-PC4UD55B-ES-015-C-GY	U/UTP	5e	1.5	-	-	10 pcs.	-	-	90 pcs.	356x250x240	5.2
NMC-PC4UD55B-ES-020-C-GY	U/UTP	5e	2.0	-	-	10 pcs.	-	-	80 pcs.	356x250x240	5.7
NMC-PC4UD55B-ES-030-C-GY	U/UTP	5e	3.0	-	-	10 pcs.	-	-	60 pcs.	356x250x240	6.2
NMC-PC4UD55B-ES-050-C-GY	U/UTP	5e	5.0	-	-	10 pcs.	-	-	40 pcs.	356x250x240	6.4

The manufacturer reserves the right to change the appearance and characteristics of the product, without reducing its consumer properties